Roadsaver™
Carotid Artery Stent

Nanoparasol™
Embolic Protection System

LEADING THE EVOLUTION OF CAROTID ARTERY STENTING

Take performance to the next level with the dual-layer design of the ROADSAVER™ Carotid Stent System

TERUMO
INTERVENTIONAL SYSTEMS

NEXT-LEVEL **IMPACT**

For symptomatic and asymptomatic patients, studies demonstrate positive clinical outcomes.

ROADSAVER Clinical Outcomes[1]:

30-DAY
Low Complication Rates

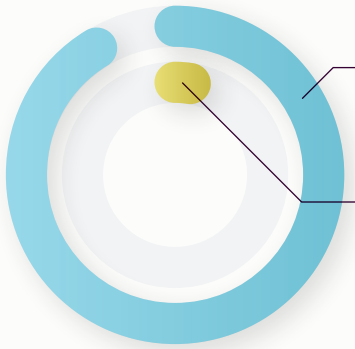

94.9% Procedural Success Rate

3.5% Low TLR Rates

NANOPARASOL CONFIDENCE Trial Outcomes[1]:

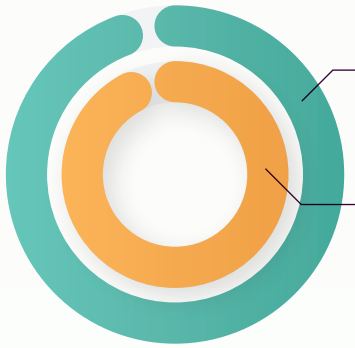

98.8% Technical Success Rate

99.6% Successful Insertion Rate

NEXT-LEVEL **CONFIDENCE**

Rapid delivery and accurate placement drive procedure predictability and efficiency.[2]

1. **Ease of Use[2]**
   - Single operator
   - Easy stent delivery in complex anatomies
2. **Crossability/Trackability[2]**
   - Low-profile 5Fr design enhances lesion crossability
   - Ease of trackability when used with a coaxial diagnostic catheter
3. **Precise Deployment[2]**
   - Fully resheathable and repositionable up to 50% of stent deployment
   - Radiopaque markers enable precise deployment over the target plaque
4. **Shorter Procedure Time[3]**
   - Demonstrated shorter procedural times when compared to Wallstent, Precise Pro, CGUARD and Xact*
5. **NANOPARASOL™ Embolic Protection System[2]**
   - Designed to capture and remove dislodged debris during a carotid interventional procedure

TERUMO INTERVENTIONAL SYSTEMS

Roadsaver
Carotid Artery Stent

NEXT-LEVEL **DESIGN**

Dual layer micromesh stent designed to restore flow and contain plaque.

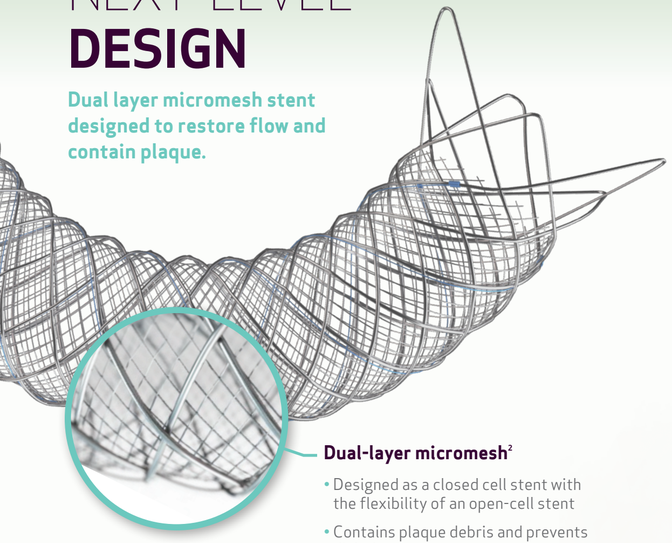

Dual-layer micromesh[2]

- Designed as a closed cell stent with the flexibility of an open-cell stent
- Contains plaque debris and prevents dislodgement
- Provides flexibility and wall apposition

Cell size comparison[2]

4X SMALLER than the **average open-cell stent**

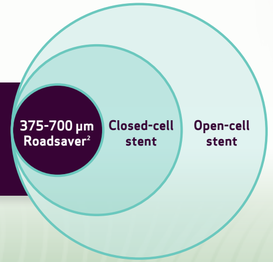

Nanoparasol
Embolic Protection System

NEXT-LEVEL **PERFORMANCE**

Innovative design has shown high plaque scaffolding while maintaining conformability and stability, even in complex anatomy.[2]

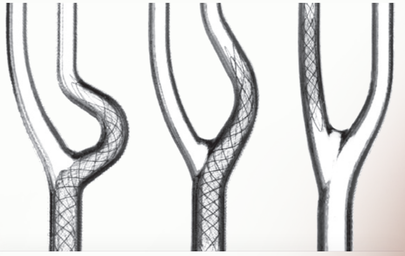

Wall apposition even in torturous anatomies

Braided nitinol design conforms to tapered ICA-CCA segments

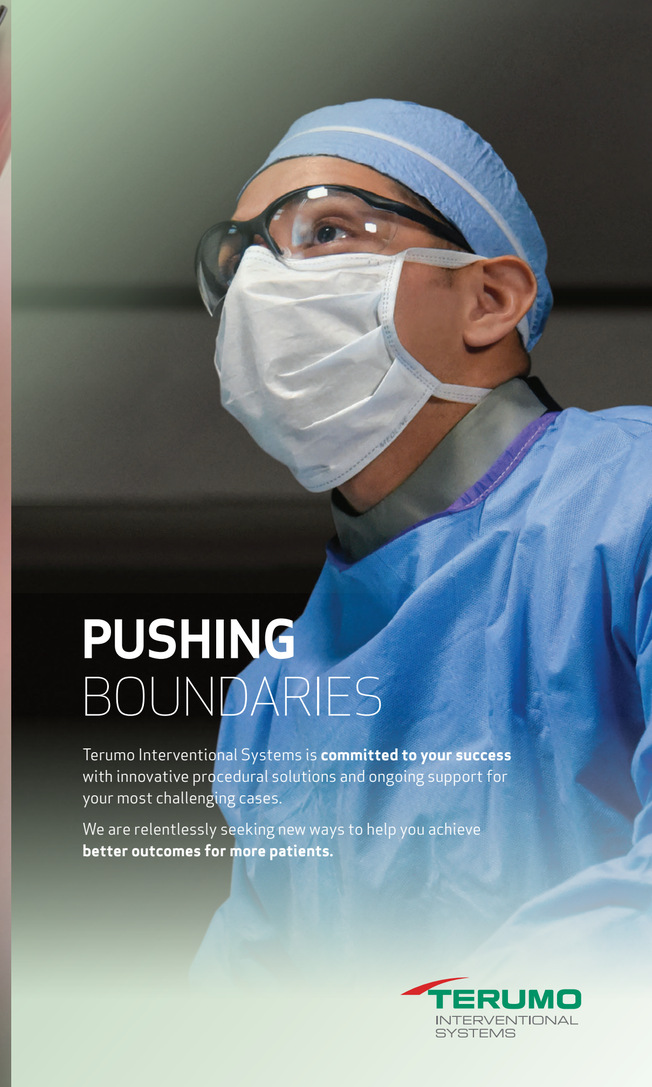

PUSHING BOUNDARIES

Terumo Interventional Systems is **committed to your success** with innovative procedural solutions and ongoing support for your most challenging cases.

We are relentlessly seeking new ways to help you achieve **better outcomes for more patients.**

TERUMO
INTERVENTIONAL SYSTEMS

ROADSAVER™ Carotid Artery Stent

PRODUCT CODES

PRODUCT CODE	PRODUCT DESCRIPTION	UNCONSTRAINED DIMENSIONS (mm)			IMPLANTED DIMENSIONS (mm)					
					Vessel Ø 1 mm Smaller than Unconstrained Ø			Vessel Ø 2 mm Smaller than Unconstrained Ø		
		Diameter	Dual Layer Length	Overall Length	Vessel Diameter	Dual Layer Length	Overall Length	Vessel Diameter	Dual Layer Length	Overall Length
RDS-0520-143RX	5mm x 20mm x 143cm	5	20	25	4	20	33	3.5*	25	34
RDS-0530-143RX	5mm x 30mm x 143cm	5	30	37	4	35	47	3.5*	40	50
RDS-0540-143RX	5mm x 40mm x 143cm	5	40	47	4	45	59	3.5*	52	62
RDS-0616-143RX	6mm x 16mm x 143cm	6	16	22	5	20	32	4	23	35
RDS-0625-143RX	6mm x 25mm x 143cm	6	25	33	5	30	44	4	33	48
RDS-0630-143RX	6mm x 30mm x 143cm	6	30	40	5	40	53	4	43	58
RDS-0718-143RX	7mm x 18mm x 143cm	7	18	25	6	23	35	5	26	38
RDS-0725-143RX	7mm x 25mm x 143cm	7	25	35	6	30	47	5	36	52
RDS-0730-143RX	7mm x 30mm x 143cm	7	30	40	6	40	53	5	44	60
RDS-0820-143RX	8mm x 20mm x 143cm	8	20	25	7	25	36	6	27	40
RDS-0825-143RX	8mm x 25mm x 143cm	8	25	35	7	30	49	6	38	54
RDS-0830-143RX	8mm x 30mm x 143cm	8	30	40	7	40	55	6	45	61
RDS-0840-143RX	8mm x 40mm x 143cm	8	40	47	7	50	67	6	60	75
RDS-0920-143RX	9mm x 20mm x 143cm	9	20	33	8	30	45	7	33	48
RDS-0930-143RX	9mm x 30mm x 143cm	9	30	40	8	40	55	7	45	60
RDS-1020-143RX	10mm x 20mm x 143cm	10	20	35	9	30	45	8	35	50
RDS-1030-143RX	10mm x 30mm x 143cm	10	30	43	9	40	55	8	45	60

*5 mm stents maximimum oversizing is limited to 1.5 mm

NANOPARASOL™ Embolic Protection System

PRODUCT CODE	LABELED FILTER SIZE	UNCONSTRAINED FILTER OD (mm)	REFERENCE VESSEL DIAMETERS (mm)
PNP4514C-190	Small	5.2	3.0 – 4.5
PNP6514C-190	Large	7.2	4.5 – 6.5

FIND OUT MORE | 800.888.3786 | terumois.com

Indications for Use: The Roadsaver™ Carotid Stent System, when used in conjunction with the Nanoparasol™ Embolic Protection System (EPS), is indicated for the treatment of carotid artery stenosis in patients with elevated risk for adverse events following carotid endarterectomy and meet the criteria outlined below: 1. Patients who have either de novo atherosclerotic or post endarterectomy restenotic lesion(s) in the internal carotid arteries or at the carotid bifurcation with ≥50% stenosis if symptomatic or ≥80% stenosis if asymptomatic (both defined by angiography), AND 2. Patients having a vessel with reference diameters between 3.5 mm and 9.0 mm at the target lesion. The Nanoparasol™ EPS is indicated for use as a guidewire to contain and remove embolic material (thrombus/debris) while performing angioplasty and stenting procedures in carotid arteries. The diameter of the artery at the site of the filter placement should be between 3.0 and 6.5 mm.

RX ONLY. Refer to the product labels and package insert for complete contraindications, warnings, precautions, potential complications, and instructions for use.

Manufacturer: MicroVention, Inc. 35 Enterprise, Aliso Viejo, CA 92656 USA
Distributed by Terumo Medical Corporation, 265 Davidson Ave, Somerset, NJ 08873.

References:

1. Adnan Siddiqui, Chris Metzger, Peter Schneider. Evaluation of the Roadsaver stent used in conjunction with the Nanoparasol embolic protection system for carotid artery stenosis. ClinicalTrials.gov identifier: NCT02657707. Updated February 28,2023. Accessed May 15, 2024. https://clinicaltrials.gov/study/NCT02657707 **2.** Data on file. **3.** Kahlberg A, Bilman V, Ardita V, et al. Contemporary Results of Carotid Artery Stenting Using Low-Profile Dual-Metal Layer Nitinol Micromesh Stents in Relation to Single-Layer Carotid Stents. *J Endovasc Ther.* 2021;28(5):726-736. doi:10.1177/15266028211025046

*Data derived from the referenced OUS study and may not be representative of confidence clinical study performance.

©2025 Terumo Medical Corporation.
All brand names are trademarks or registered trademarks owned by TERUMO CORPORATION, its affiliates, or unrelated third parties.
PM-07699 v2 MM2011

TERUMO INTERVENTIONAL SYSTEMS