Glidesheath Slender®

Hydrophilic Coated Introducer Sheath

EXPANDING TRANSRADIAL ACCESS FOR MORE PATIENTS

Ultra thin-wall technology available in

5, 6, and 7Fr sheaths

TERUMO
INTERVENTIONAL SYSTEMS

Glidesheath Slender®

Hydrophilic Coated Introducer Sheath

INCREASE YOUR **RADIAL ACCESS OPTIONS**

A preferred solution for many of your patients, especially women with smaller radial arteries[1]

GLIDESHEATH SLENDER® sheaths offer the smallest option for procedures requiring 5, 6, and 7 Fr sheaths.

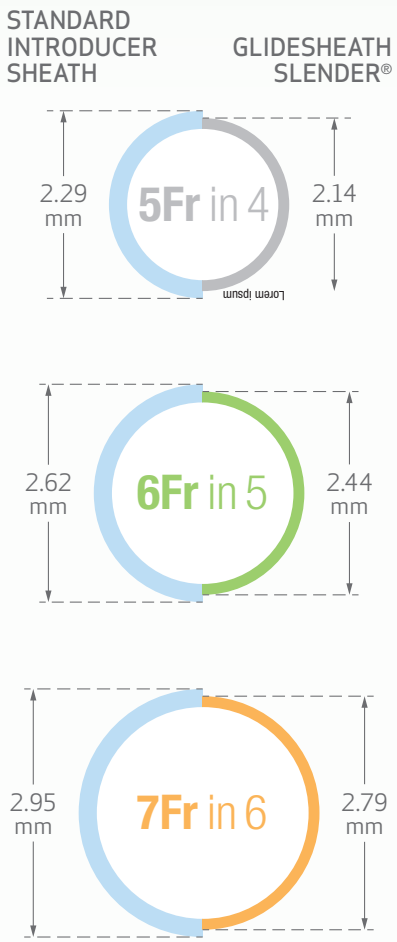

Proprietary thin-wall technology reduces the outside diameter of the introducer sheath by one Fr size while maintaining larger inner-diameter equivalent.

PUSHING BOUNDARIES

Terumo Interventional Systems is **committed to your success** with innovative procedural solutions and ongoing support for your most challenging cases.

We are relentlessly seeking new ways to help you apply effective solutions and achieve **better outcomes for more patients.**

TERUMO INTERVENTIONAL SYSTEMS

Glidesheath Slender®
Hydrophilic Coated Introducer Sheath

INCREASE YOUR **RADIAL ACCESS OPTIONS**

A preferred solution for many of your patients, especially women with smaller radial arteries[1]

GLIDESHEATH SLENDER® sheaths offer the smallest option for procedures requiring 5, 6, and 7 Fr sheaths.

Proprietary thin-wall technology reduces the outside diameter of the introducer sheath by one Fr size while maintaining larger inner-diameter equivalent.

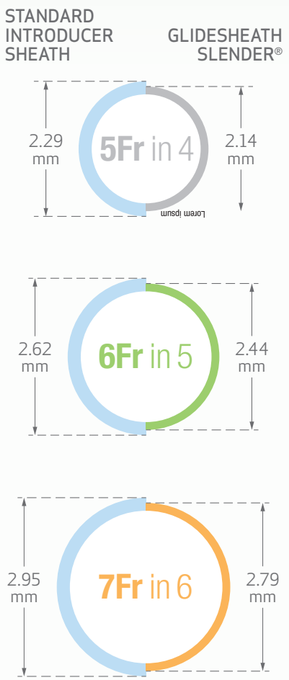

OPTIMIZE **PROCEDURAL OUTCOMES**

- Perform diagnostic and interventional procedures without the need to switch to a larger sheath
- A smaller diameter sheath reduces the arteriotomy size to help reduce the risk of occlusion[2]

PRESERVE **ARTERIAL FUNCTION**

- Hydrophilic coating combined with smaller diameter sheaths may reduce the risk of arterial spasm and radial occlusion[2,3]

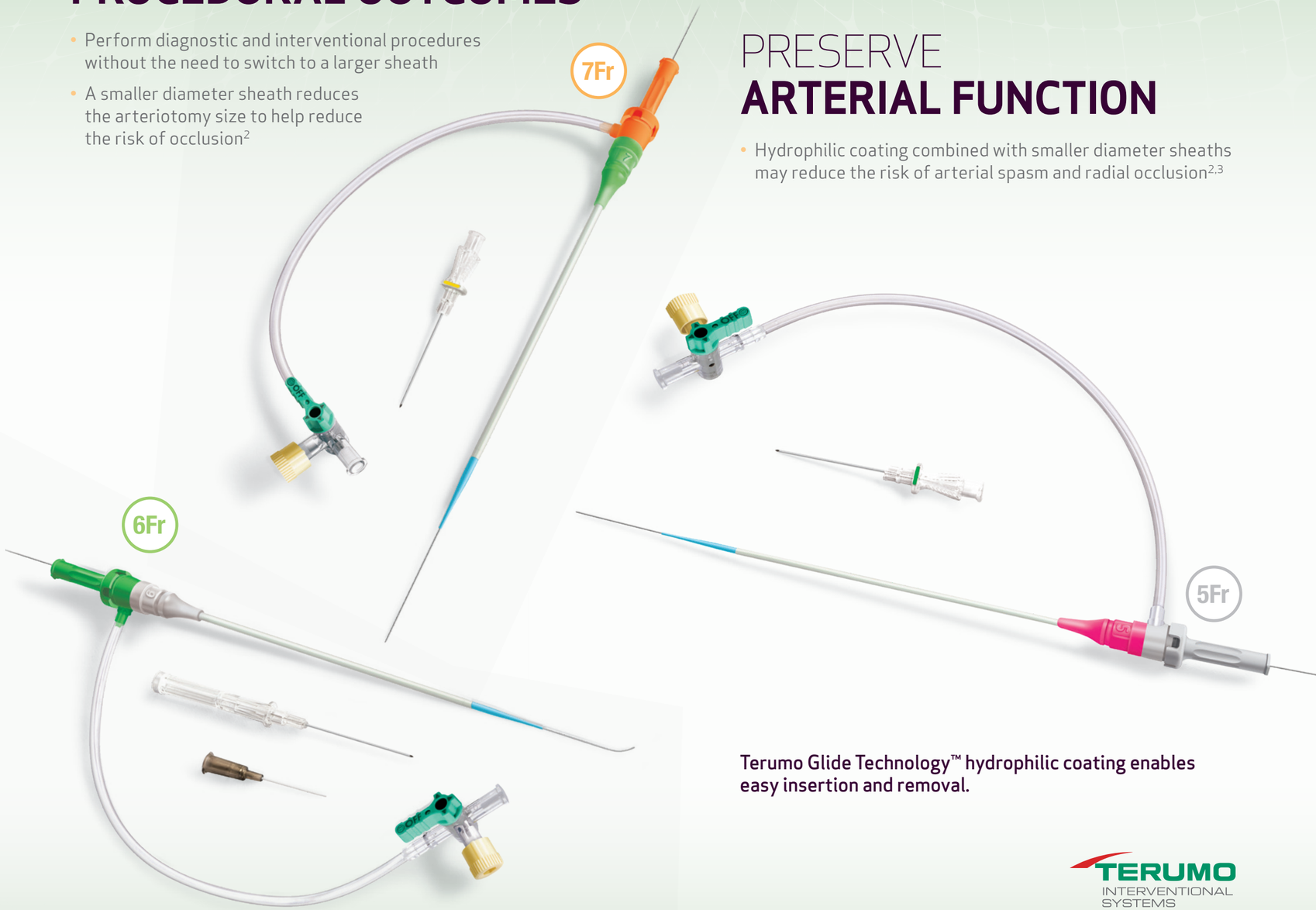

Terumo Glide Technology™ hydrophilic coating enables easy insertion and removal.

TERUMO INTERVENTIONAL SYSTEMS

Glidesheath Slender®

Hydrophilic Coated Introducer Sheath

ORDERING INFORMATION

GLIDESHEATH SLENDER® Sheaths – 5Fr

ITEM CODE	SHEATH	DILATOR	MINI-GUIDEWIRE	NEEDLE	ACCESS METHOD
60-1050	A-Kit – 5Fr 10cm	0.021"	Plastic Shortangle 0.021" x 45cm	22G 25mm	DW Puncture
60-1650	A-Kit – 5Fr 16cm	0.021"	Plastic Shortangle 0.021" x 80cm	22G 25mm	DW Puncture
60-1055	A-Kit – 5Fr 10cm	0.025"	Plastic Shortangle 0.025" x 45cm	20G 32mm	DW Puncture
80-1050	SS Kit – 5Fr 10cm	0.021"	Flex Straight 0.021" x 45cm	21G 35mm	AW Puncture
80-1650	SS Kit – 5Fr 16cm	0.021"	Flex Straight 0.021" x 80cm	21G 35mm	AW Puncture
80-1055	SS Kit – 5Fr 10cm	0.025"	Flex Straight 0.025" x 45cm	20G 35mm	AW Puncture
50-1050	NiTi Kit – 5Fr 10cm	0.021"	Nitinol/Floppy 0.021" x 43cm	21G 38mm	AW Puncture

GLIDESHEATH SLENDER® Sheaths – 6Fr

ITEM CODE	SHEATH	DILATOR	MINI-GUIDEWIRE	NEEDLE	ACCESS METHOD
60-1060	A-Kit – 6Fr 10cm	0.021"	Plastic Shortangle 0.021" x 45cm	22G 25mm	DW Puncture
60-1660	A-Kit – 6Fr 16cm	0.021"	Plastic Shortangle 0.021" x 80cm	22G 25mm	DW Puncture
60-1065	A-Kit – 6Fr 10cm	0.025"	Plastic Shortangle 0.025" x 45cm	20G 32mm	DW Puncture
80-1060	SS Kit – 6Fr 10cm	0.021"	Flex Straight 0.021" x 45cm	21G 35mm	AW Puncture
80-1660	SS Kit – 6Fr 16cm	0.021"	Flex Straight 0.021" x 80cm	21G 35mm	AW Puncture
80-1065	SS Kit – 6Fr 10cm	0.025"	Flex Straight 0.025" x 45cm	20G 35mm	AW Puncture
50-1060	NiTi Kit – 6Fr 10cm	0.021"	Nitinol/Floppy 0.021" x 43cm	21G 38mm	AW Puncture

GLIDESHEATH SLENDER® Sheaths – 7Fr

ITEM CODE	SHEATH	DILATOR	MINI-GUIDEWIRE	NEEDLE	ACCESS METHOD
60-1070	A-Kit – 7Fr 10cm	0.021"	Plastic Shortangle 0.021" x 45cm	22G 25mm	DW Puncture
60-1670	A-Kit – 7Fr 16cm	0.021"	Plastic Shortangle 0.021" x 80cm	22G 25mm	DW Puncture
60-1075	A-Kit – 7Fr 10cm	0.025"	Plastic Shortangle 0.025" x 45cm	20G 32mm	DW Puncture
80-1070	SS Kit – 7Fr 10cm	0.021"	Flex Straight 0.021" x 45cm	21G 35mm	AW Puncture
80-1670	SS Kit – 7Fr 16cm	0.021"	Flex Straight 0.021" x 80cm	21G 35mm	AW Puncture
80-1075	SS Kit – 7Fr 10cm	0.025"	Flex Straight 0.025" x 45cm	20G 35mm	AW Puncture
50-1070	NiTi Kit – 7Fr 10cm	0.021"	Nitinol/Floppy 0.021" x 43cm	21G 38mm	AW Puncture

DW=Double Wall; AW=Anterior Wall; SS=Stainless Steel; A-Kit=Access Kit

FIND OUT MORE | 800.888.3786 | terumois.com

References:

1. Saito S, et al. Influence of the ratio between radial artery inner diameter and sheath outer diameter on radial artery flow after transradial coronary intervention. Cath Cardio Inter. 1999;46(2):173-178.
2. Rao S, Bernat I, Bertrand O. Remaining challenges and opportunities for improvement in percutaneous transradial coronary procedures. Euro Heart J. 2012;33(20):2521-2526.
3. Saito S, Tanaka S, Hiroe Y, et al. Usefulness of hydrophilic coating on arterial sheath introducer in transradial coronary intervention. Cath Cardio Inter. 2002;56(3):328-332.

RX ONLY. Refer to the product labels and package insert for complete warnings, precautions, potential complications, and instructions for use.

©2025 Terumo Medical Corporation. All rights reserved. All brand names are trademarks or registered trademarks of Terumo. PM-08916

TERUMO INTERVENTIONAL SYSTEMS